



Puffin Activity Pack





Host a HOW TO BE A LION Storytime!

Before Starting the Story

Hold up a copy of *How to Be a Lion* and ask the audience what they know about lions. Are they friendly? Or are they mean? Show them Leonard—the lion on the cover—and ask if he looks like a friendly lion or a mean lion.

As You Read

Be sure to read the story slowly to give the audience time to take in the colourful art on each page.

As you read the “Crunch, crunch, CHOMP!” lines that start on page 5, chomp at the audience in front of you like a lion would. Throw in a roar or a quack whenever it feels appropriate to bring Leonard and Marianne to life.

Also, consider wearing the lion mask provided as you read to transform yourself into a lion!

End the Storytime

Read the line on the back cover to your listeners: “You don’t have to ROAR to be heard.”

Ask the audience what Leonard means by this. Did he stand up to the other lions by roaring or with soft-spoken words? After hearing Leonard’s story, do they think there’s only one way to be a lion? How about a person—is there only one way to be a person? Or can everyone be different?

When you’re done, invite your storytime listeners to complete the activities in this brochure!

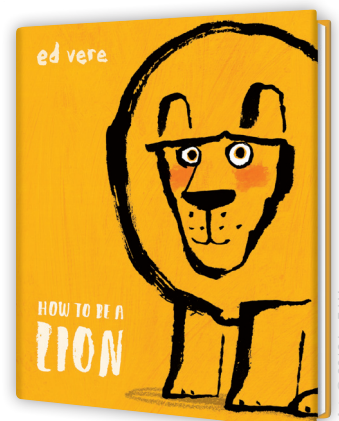




WHAT KIND OF LION WOULD YOU BE?



Colour in the **YOU** version of a lion!





CONNECT THE SOUND TO THE ANIMAL

Draw a line to match the sound to the animal that makes it!

Baaa

Oink

Meow

Ribbet

Quack

Gobble

Neigh

Roar

Cat

Duck

Frog

Horse

Pig

Lion

Turkey

Sheep






DUCK, DUCK, LION

Every lion's favorite game!




Rules:

- Have everyone sit cross-legged on the floor in a circle, facing each other.
- Choose one person to be "it." Instruct them to walk around the circle, tapping everyone's head one at a time, saying either "duck" or "lion" with each tap.
- When they do say "lion," "it" will have to run around the circle, and the "lion" will get up and chase after them. Whoever is chosen as the lion should be encouraged to make lion roars as they give chase! The other kids should be encouraged to make duck quacks as their friends run around them!
- If "it" makes it around the circle and gets back to the lion's spot without being caught, the lion now becomes "it."
- If the lion catches "it" before then, "it" is "it" again and another round starts.




Ideas for Pre-Schoolers!

Celebrate Roald Dahl Day at your pre-school or nursery with the Enormous Crocodile! Introduce titchy toddlers to Roald Dahl with these two snappy new board books!







New for 2018

Grab a coloured pencil and colour in Crocky-Woc!



Play Pairs

Cut around the creatures and play pairs with your titchy toddler.



Michael Whaite


100 DOGS & 100 CATS

Which one's yours?







Are you a dog person or a cat person?
Maybe you're both!

Follow these simple instructions
to make **lost Dog** and **My Cat**
from Puffin's new picture book series.



1. Cut or tear along the dotted line
and discard this piece of paper.




COLOUR ME IN



**Draw Puffin a friend to play
with outdoors!**



Start a story at
puffin.co.uk



Practice writing the letters in my name!

Puffin _____